



Tax Appeals Stakeholder Group

2nd June 2005

**Paper No. 2 – The workload of the
General Commissioners 2001 to 2005**

SG04/02

Foreword

Document Control

Document Reference: Tax Appeals Modernisation – SG04/02
Version No.: 1.0
Author: Steve Wade

Document Approver Tax Appeals Stakeholder Group

Signature _____

Date _____

Document Purpose This paper gives statistical information relating to the workload of the General Commissioners for the years from 2001 to 2005 inclusive. The data for 2005 is based on returns from Clerks for the months from January to April inclusive.

Amendment History

Issue	Date	Amended By	Amendment Details
0.1	26/05/05	Steve Wade	First version for comment
1.0	26/05/05	Steve Wade	Final version

Statistical data

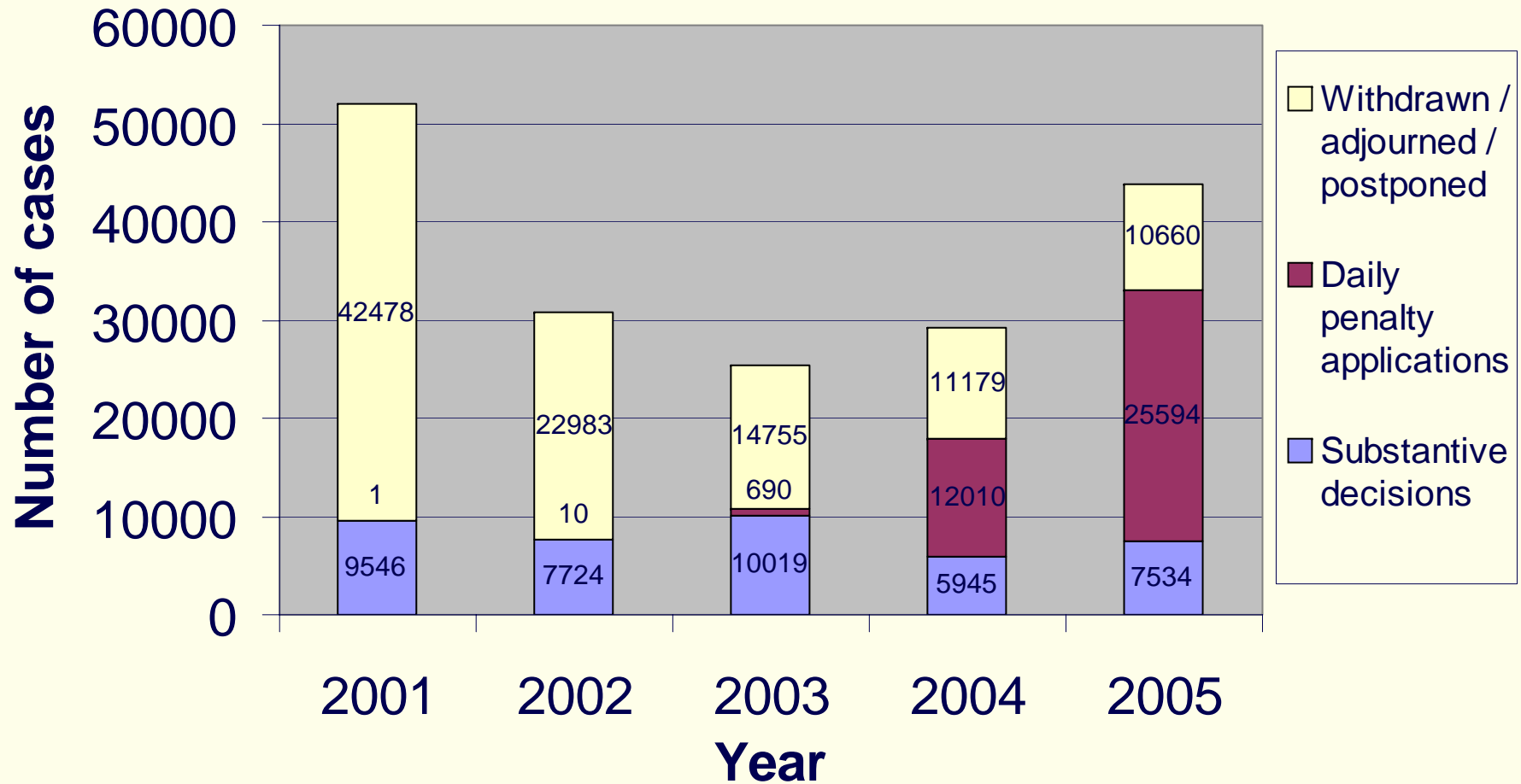
1. Total cases listed for years 2001 – 2005 (projected to end of year based on adjusted Jan – April year to date) **including** daily penalty applications.

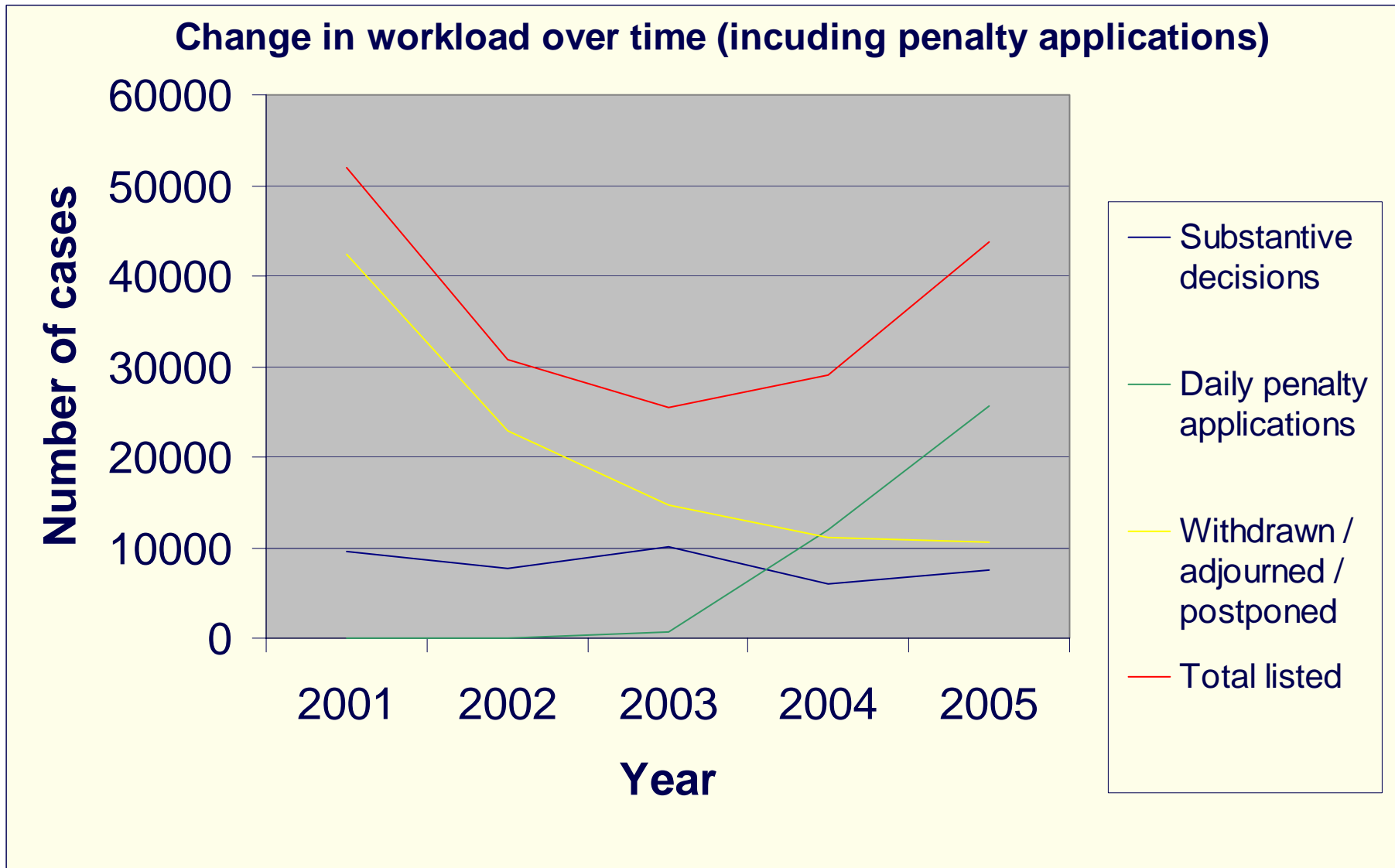
Case Type	2001	2002	2003	2004	2005
Substantive decisions	9546	7724	10019	5945	7534
Daily penalty applications	1	10	690	12010	25594
Withdrawn / adjourned / postponed	42478	22983	14755	11179	10660
Total	52025	30717	25464	29134	43788

2. Total cases listed for years 2001 – 2005 (projected to end of year based on adjusted Jan – April year to date) **excluding** daily penalty applications.

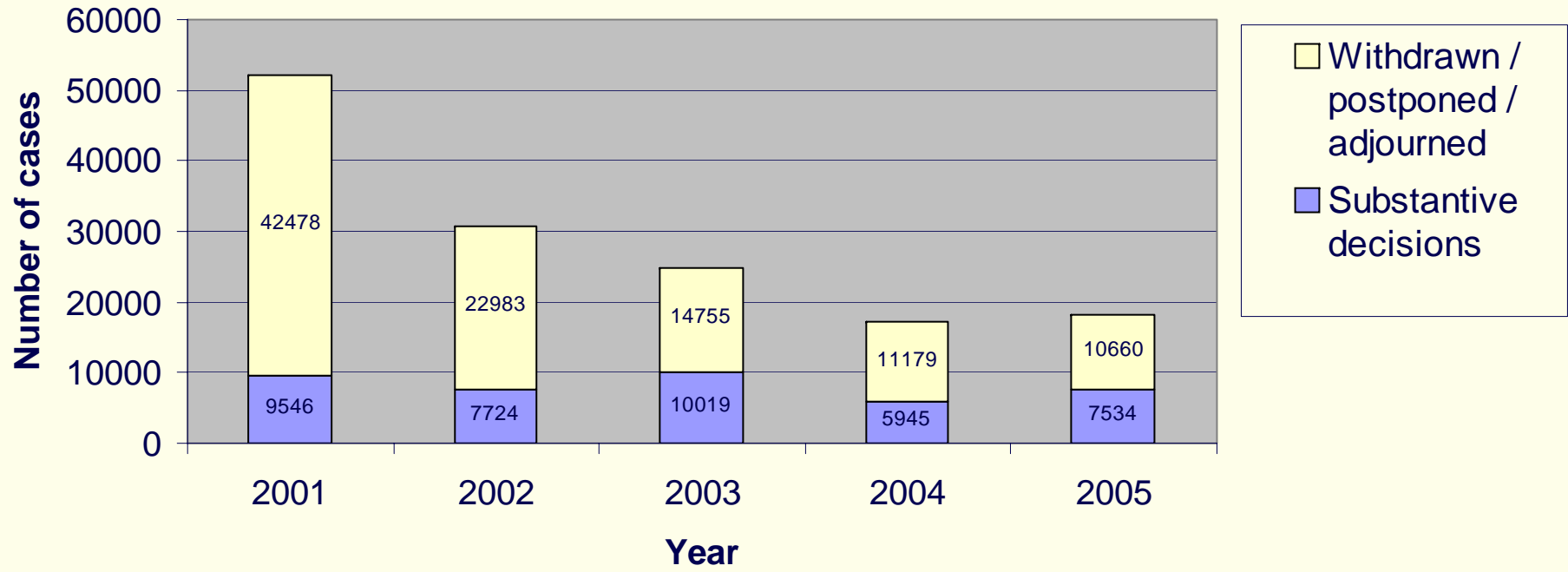
Case Type	2001	2002	2003	2004	2005
Substantive decisions	9546	7724	10019	5945	7534
Withdrawn / postponed / adjourned	42478	22983	14755	11179	10660
Total listed	52024	30707	24774	17124	18194

Change in volumes over time (including penalty applications)





Change in case volumes over time (exc. Penalty applications)



Change in workload over time (exc. Penalty applications)

